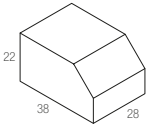
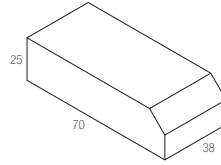


# 350mA CONSTANT CURRENT

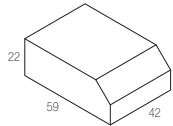
CODE	DESCRIPTION
<b>AL35004IP</b>	Power supply ON/OFF constant current 350mA 4W IN/OUT cables, IP65 Vin 220-240Vac 1 to 3 LEDs Dimensions mm 38x28x22H



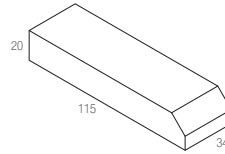
CODE	DESCRIPTION
<b>AL1435IP</b>	Power supply ON/OFF constant current 350mA 14W IN/OUT cables, IP67 Vin 220-240Vac 1 to 12 LEDs Sizes mm 70x38x25H



CODE	DESCRIPTION
<b>AL141132</b>	Power supply ON/OFF constant current 350mA 8W Protected screw terminals, IP20 Vin 110-240Vac 1 to 7 LEDs Sizes mm 59x42x22H



CODE	DESCRIPTION
<b>AL127713</b>	Power supply ON/OFF constant current 350mA 14.5W Protected screw terminals, IP20 Vin 110-240Vac 1 to 12 LEDs Sizes mm 115x34x20H



CODE	DESCRIPTION
<b>AL127303</b>	Power supply ON/OFF constant current 350mA 10W Protected screw terminals, IP20 Vin 110-240Vac 1 to 9 LEDs Sizes mm 112x38x22H

